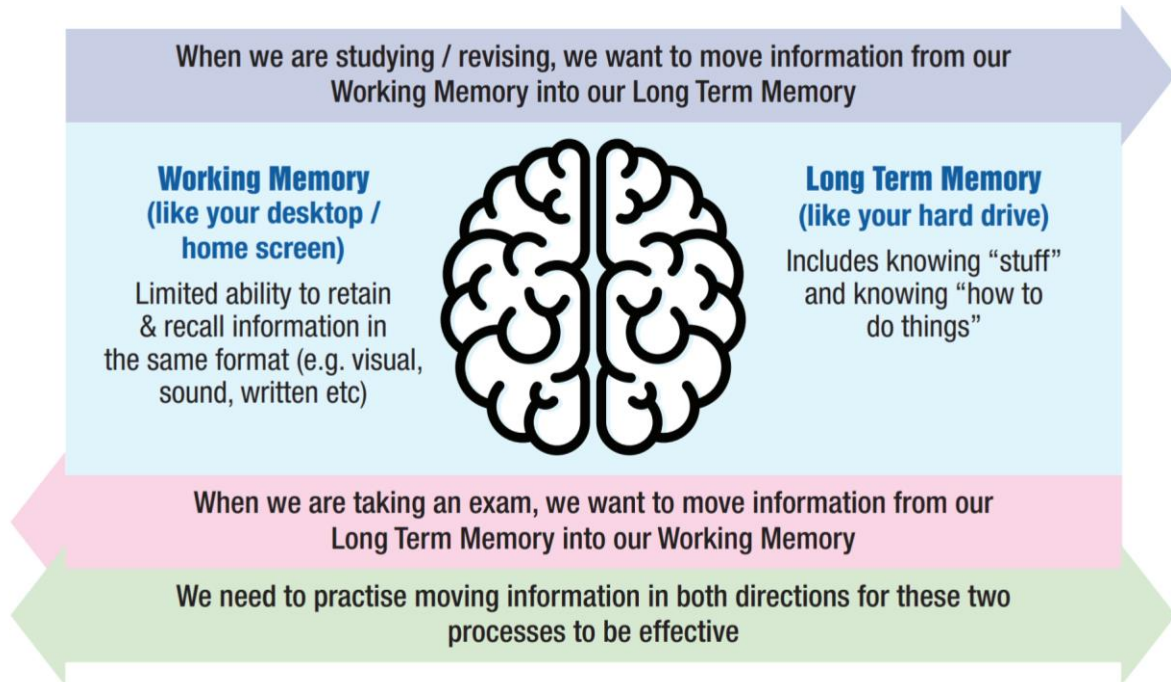


Why Revise?

Prefix Re means 'again' and the root 'vision' means to see. So, revision is simply 'seeing again'

The word revision can also be associated with improving through changes – this is also a crucial in the revision process – if you study you can make gains and improvements as a result.



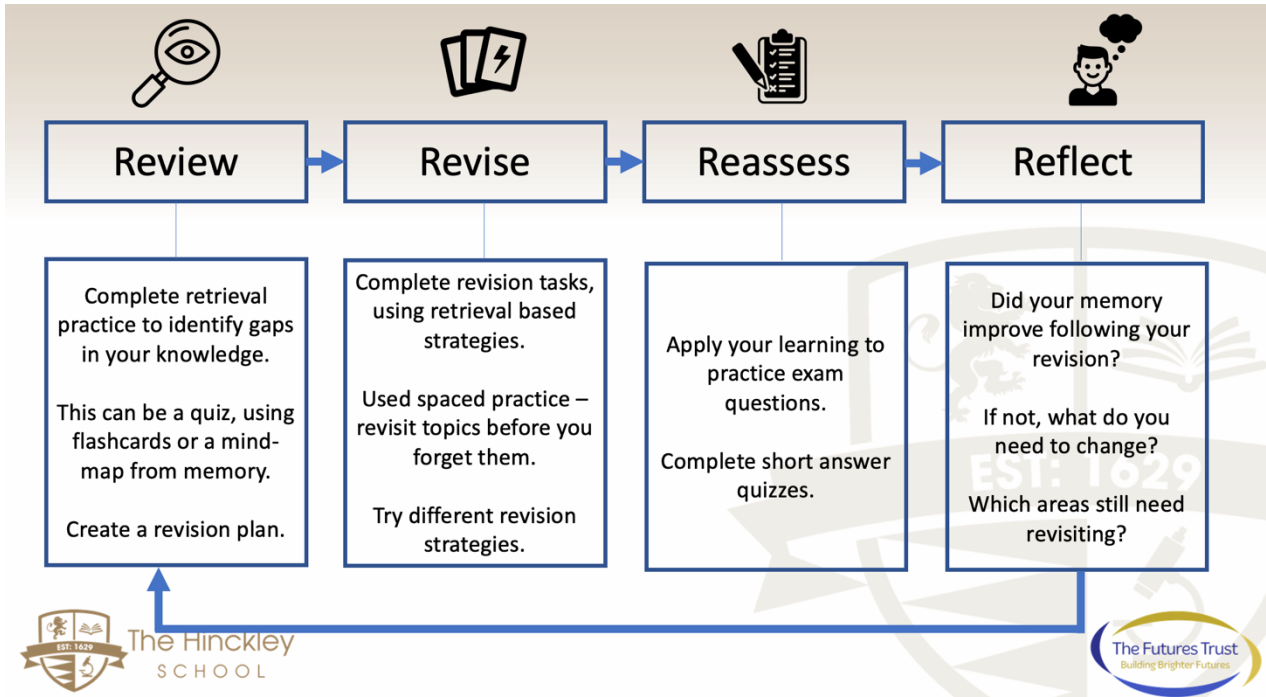
Skills Booster: Effective Revision
@ tutor2u.net



Skills Booster: Transition to GCSE
@ tutor2u.net



The above QR codes will take you to 2 specific online courses ran by Tutor2U. Why not spend some time with you child looking at the above courses or set them modules to complete in order to become GCSE ready.



Technique	Details	Uses
Flash Cards	<p>Should contain a small amounts of information</p> <ul style="list-style-type: none"> e.g. key terms and definitions, calculations and formulae, pros/cons, dates and key events. Question and short responses. <p>Then self-test or get friends and family to test your recall.</p> <p>Copyright © 2018</p> <p>LEITNER Flash card method @ImpactWales</p>	
Brain Dumps	<p>A brain dump is where you write down everything you can remember about a topic. When your brain struggles to remember something, you actually remember better the next time.</p> <ul style="list-style-type: none"> The first 30 seconds you will write things you easily remember Then stretch your brain for 1 minute and think hard Lastly peak at a peers or revision materials and write down more things you then remember for 2 minutes. <p>Retrieval Practice: Brain Dump</p> <p>Write down what you can recall from memory about conditions in the WW1 trenches ...</p>	

Mind Map	<p>Complete a mind-map on a certain topic, writing down as much as you can from memory – remember, you need to test your brain.</p> <ul style="list-style-type: none"> • History - for example, mind-map the different causes of revolts against Elizabeth. • Geography – for example strategies for reducing the development gap. <p>Once you have done as much as you can, use your revision guide to add to your mind-map in a different colour.</p>	
Retrieval Quiz	<p>Design your own quiz using your notes and your revision guides. These can be key words, simple facts, or some more in-depth explanation. Make them challenging!</p> <ul style="list-style-type: none"> • You then need to leave at least three days before having a go at answering them • Have a go at answering them from memory. • Use the revision guide to mark your answers, then go away and re-learn the parts you got wrong. • Or ask a family member to check them for you. • You can use the quizzes over and over again and swap them with a friend. 	
Retrieval Grids	<p>Retrieval grids are a great way to support you with your revision, because you can test yourself with a range of questions from easy through to difficult. Use the template that follows to create your own retrieval grids.</p> <p>Here are some suggestions for things that can go into each box:</p> <p>1-mark questions: super easy questions such as definitions, or topics you've done really recently e.g. the last lesson.</p> <p>2-mark questions: easy questions such as examples or simple diagrams or formulae, or topics you've done fairly recently e.g. the last week or so.</p> <p>3-mark questions: harder questions such as short explanations or pros/cons or more complex diagrams, or topics you've done within the last month or two</p> <p>4-mark questions: the hardest questions you can think of on a particular topic, or topics you did a long time ago</p>	
Online Platforms	<p>Online revision platforms encourage you to be independent and allows you to choose how to revise and when, with a large amount of contact ready at your fingertips.</p> <p>Top Tip: Make sure that you are using material that is for the right qualification and exam board.</p> <p>Seneca Learning, GCSE Pod, GetRevising, Everlearner, BBC Bitesize, Savemyexams.com, Physics & Maths tutor, YouTube, Anki, CorbettMaths.</p>	

PRIDE

Character Education

I have PRIDE in everything I do. I am proud of my achievements and celebrate the achievements of others.



PERSEVERANCE

To be resilient and courageous in my endeavours, tackling any challenges I may face both in my learning and in my life.



RESPECT

To treat others as I wish to be treated. To embrace diversity and to be tolerant and thoughtful in how my behaviour and language represents me as an individual, my school and my wider community.



INDEPENDENCE

To be self-motivated in my learning, to be curious in my thinking and able to solve problems that are presented to me.



DISCIPLINE

To demonstrate self-control in school and in the community. To always be the best I can be.

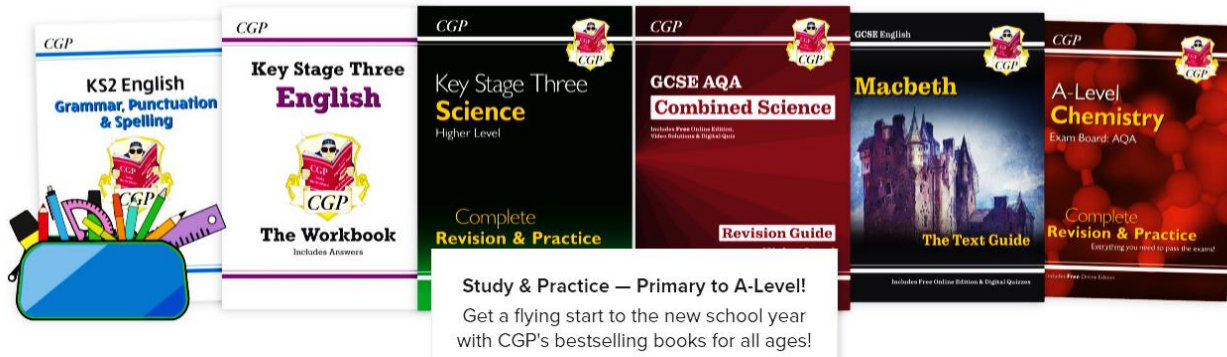


ENGAGEMENT

To be motivated and enthusiastic about my learning and to collaborate successfully with others to reach my goals. To show empathy and compassion in my dealings with others at all times.

EST: 162

How to Order GCP Revision Guides



1. Your child can collect the order form from the Year Office/Via Tutors
2. Select the Revision Materials you would like to order on the Revision Material order form.
3. Add up the total cost for all the materials.
4. Pay the total amount on Parent Pay found under the heading, 'Revision Guide Purchase YR10 & YR11' – when asked for the quantity on Parent Pay, **please select just 1 as this will represent 1 transaction for the total cost of the books you have selected.**
5. Ask your child to return the completed order form to the Year Office.
6. Upon receipt of **both** the **order form** and the **full payment via Parent Pay** the order will be processed.
7. Your child will be advised via their tutor when the materials are ready to collect.

If you are unsure of the materials you need to order e.g. Higher or Foundation options, please ask your son/daughter to speak to their class teacher who will be able to advise them.

**Order forms available from
the Year Office**