

ACCESS SCHOOL SYSTEMS FROM HOME

LAST UPDATE: SEPTEMBER 2025

This will help you to sign into the different programs and websites that we use at school.

Please select the item you're interested in from the list below.

You'll need to know your school email address and your school computer password for most things.

Contents

YOUR SCHOOL EMAIL ADDRESS.....	2
ACCESS YOUR SCHOOL EMAIL.....	2
SHAREPOINT, TEAMS and ONEDRIVE	2
KERBOODLE	3
ACTIVELEARN	3
MYMATHS	4
TIMESTABLES ROCKSTARS.....	5
SKETCHUP	5
CLASSCHARTS.....	5
EDUCAKE	8
SENECA LEARNING	8
THE EVERLEARNER	9
CANVA	9
PARENTPAY	9
HOW TO GET HELP	10

YOUR SCHOOL EMAIL ADDRESS

You will need to know your school email to sign into many of our services.

Your email address is your usual school username followed by @thehinckleyschool.co.uk

For example: **24emerrick@thehinckleyschool.co.uk**

The email address is not case-sensitive and may be entered in either upper or lower-case

Your password is your usual school computer password.

If you don't know your school password

You'll need to visit the IT Services Office at school to reset your password

ACCESS YOUR SCHOOL EMAIL



To sign into your school email, use the Web Outlook here: <https://outlook.office.com>

On a smartphone, you might need to download the Microsoft Outlook app

Sign in using your school email address and password

If you don't know your school password

You'll need to visit the IT Services Office at school to reset your password


SHAREPOINT, TEAMS and ONEDRIVE

These may all be accessed through the web at this address:

<https://thefuturetrust.sharepoint.com/sites/thh-home>

Sign in using your school email address and password

You can access Teams, OneDrive, Forms and other Microsoft 365 apps from the waffle menu in the top right-hand corner:



On Sharepoint, you can also find most of the other programs you will need. Scroll down until you reach **Links for Learning**

If you don't know your school password

You'll need to visit the IT Services Office at school to reset your password

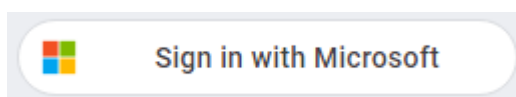
KERBOODLE



Please visit: www.kerboodle.com

Enter the Institution Code: QGM4

Click Sign in with Microsoft



At home, you will need to sign in with your school email address and usual school computer password

At school, this will happen automatically

If you don't know your school password

You'll need to visit the IT Services Office at school to reset your password

ACTIVELEARN



Please visit: www.pearsonactivelearn.com

Username is your school email address

Password is your ActiveLearn password which you should have been given by your teacher

If you don't know your password

Click **Forgot your username or password**

Then type in your school email address and it will send you a link to reset your password. You will need to check your school email to find this.

MYMATHS



Please visit: www.mymaths.co.uk

School username: cleveland

School password: prime2357hs

If you don't know your password

Your Portal Username and Password were emailed to you at the beginning of the autumn term (September). Please sign into your school email and find the email about MyMaths. If you can't find it, you'll need to speak to your maths teachers to get your login details.

TIMESTABLES ROCKSTARS



Please visit: <https://play.ttrockstars.com/auth/school>

Select Student

Type in School Name The Hinckley School

Type in your RockStars Username and then click Password

Enter your RockStars password

If you don't know your school password

Your username and password were emailed to you at the beginning of the autumn term (September). Please sign into your school email and find the email about Timetable Rockstars. If you can't find it, you'll need to speak to your maths teachers to get your login details.

SKETCHUP



Access Sketchup at: <https://edu.sketchup.com/app>

Click sign in with Microsoft

Sign in with your school email address and your usual computer password

If you don't know your school password

You'll need to visit the IT Services Office at school to reset your password

CLASSCHARTS



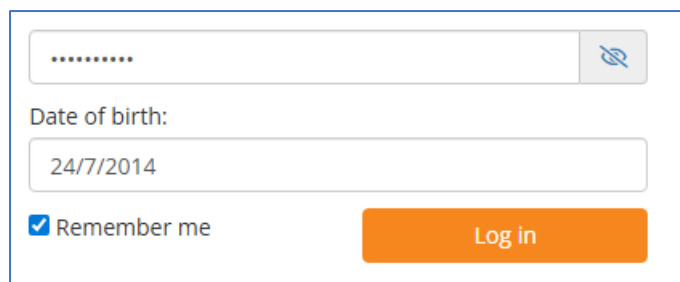
For Students

Please visit: <https://www.classcharts.com/student/login>

You will need the Pupil Code that was emailed to you in September. Please check your school email and look for an email about ClassCharts Login Details.

When you sign in using the link above, you will need to enter your Pupil Code and your date of birth

For example if your date of birth is 24th July 2014, you would enter it like this:



A login form with a password field (masked with dots and a toggle icon), a date of birth field (containing 24/7/2014), a checked 'Remember me' checkbox, and an orange 'Log in' button.

Then Click Log in

For Parents

You should have received an Access Code from the school.

To sign up, please use this link: <https://www.classcharts.com/parent/login>

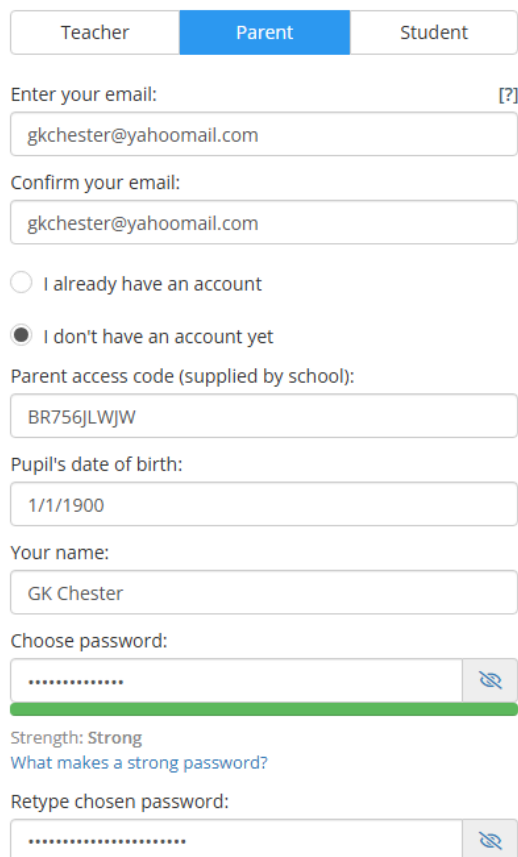
Choose **I don't have an account yet**

Enter the access code for your child

And your child's date of birth

Choose a password (which must be 12 characters or more)

It should look similar to this:



A registration form for parents. It includes tabs for Teacher, Parent (selected), and Student. Fields include email (gkchester@yahoomail.com), confirm email (gkchester@yahoomail.com), parent access code (BR756JLWJW), pupil's date of birth (1/1/1900), your name (GK Chester), choose password (masked with dots and a toggle icon), strength indicator (Strong), and retype chosen password (masked with dots and a toggle icon). Radio buttons are present for 'I already have an account' and 'I don't have an account yet' (selected).

Finally click **Log in**

If you don't have your Access Code, please contact your child's year team who will be able to help.

itservices@thehinckleyschool.co.uk

If you have already signed up but don't have your password, please look for the **Forgot Password?** Option and it will email you a link to change your password

If you need to add another child to your account, please sign in and look for the **Add Child** button on the website, or the **Pupil** icon within the app. You will then be able to enter your access code.

ClassCharts App

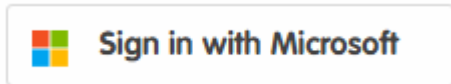
You can install the ClassCharts App from your App Store. Please note there are different apps for students and parents. Please search **Classcharts Parents** or **Classcharts Students**

EDUCAKE



Visit <https://my.educake.co.uk/student-login>

Select Sign in with Microsoft



Sign in with your school email address and your usual school computer password

If you don't know your school password

You'll need to visit the IT Services Office at school to reset your password

SENECA LEARNING

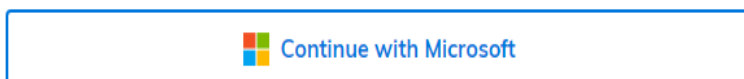


To Sign Up

To use Seneca Learning you need to sign up for an account.

To do this, please visit: [Seneca - Learn 2x Faster \(senecalearning.com\)](https://senecalearning.com)

Select Continue with Microsoft



Sign in with your school email address and your usual school computer password.

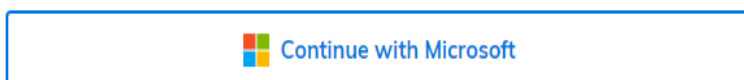
The first time you sign up, you may be asked to verify your email address. To do this you will need to access your school email, please see above.

To Log In

If you've already got a Seneca account

You can sign in here: [Seneca - Learn 2x Faster \(senecalearning.com\)](https://senecalearning.com)

Please select Continue with Microsoft



And sign in using your school email address and your usual school computer password

If you don't know your school password

You'll need to visit the IT Services Office at school to reset your password

THE EVERLEARNER



Please visit: [The EverLearner \(Log in with Microsoft\)](#)

Sign in with your school email address and your usual school computer password

If you don't know your school password

You'll need to visit the IT Services Office at school to reset your password

CANVA



Please visit: [Canva \(SSO Login\)](#)

Sign in with your school email address and your usual school computer password

If you don't know your school password

You'll need to visit the IT Services Office at school to reset your password

PARENTPAY



For Parents

www.parentpay.com

You should have received an activation letter from the school containing your code to activate your account. If you don't have this, please email office@thehinckleyschool.co.uk to request one.

HOW TO GET HELP

If you need any help to access anything, you can contact IT Services for help.

Students can visit the IT Services Office at school where someone will be available to help.

Or you can email us: itservices@thehinckleyschool.co.uk